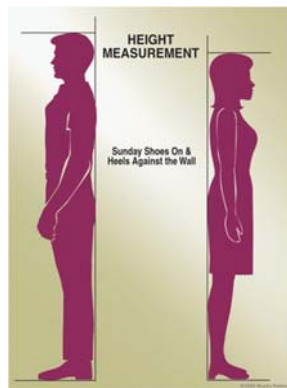
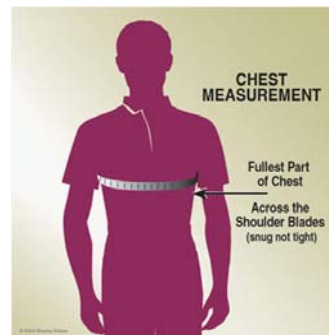


Needed for all robes	
Height:	_____ "
Chest :	_____ "
Sleeve:	_____ "
Floor Clearance	_____ "



**HEIGHT:** Fasten a measuring tape to the wall and have the person being measured stand up straight against the wall, with their "Sunday" shoes on, and heels against the wall. The back of the head should touch the chart. Place a ruler on top of the head, parallel to the floor. Record this measurement in feet and inches (for example, 5'6")



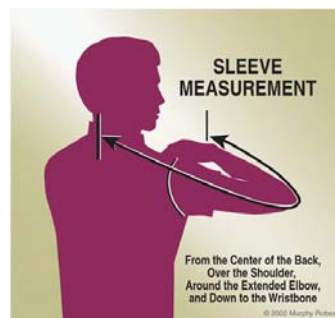
**CHEST:** Take this measurement over the garments that will be worn under the item being ordered. With arms relaxed, measure around the fullest part of the chest, under the arms and across the shoulder blades in the back. The tape should be snug but not too tight. Keep tape parallel to the floor.

For standing or round collar robe:

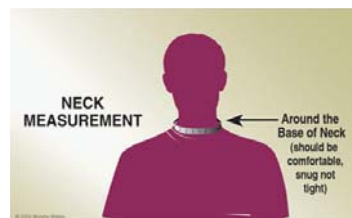
Neck: \_\_\_\_\_ "

For Band Cinture:

Waist: \_\_\_\_\_ "



**SLEEVE:** To measure sleeve length, bend the arm at the elbow and hold arm out in front, parallel to the floor as if looking at a watch. Then, measure from the center back of the neck at the base of the neck, over the top of the shoulder, around the extended elbow, and down to the wristbone. Record this sleeve size on the Order Form, rounded up to the nearest full inch. Do not round down.



**NECK:** Robes or accessories with high necklines or standing collars require neck measurements for the best possible fit, "V" collar robes do not. Take this measurement over the garments that will be worn under the item being ordered. Wrap a tape measure around the base of the neck allowing enough room for comfortable singing, preaching, or normal head and neck movement. This measurement should correspond to a shirt collar size, (for example 15, or 16). Round this measurement up to the nearest full inch. Do not round down.

### Band Cinctures for Cassocks

Band Cinctures are worn frequently over street clothing, including pants and a belt, as well as over a clergy cassock. Therefore it is very important to add extra inches beyond a normal "belt" size, which would be too small. To measure for a Band Cincture, wrap a tape measure around the stomach where the cincture will be worn, over street clothing. Add 4" to this measurement to allow for cassock thickness and comfort.